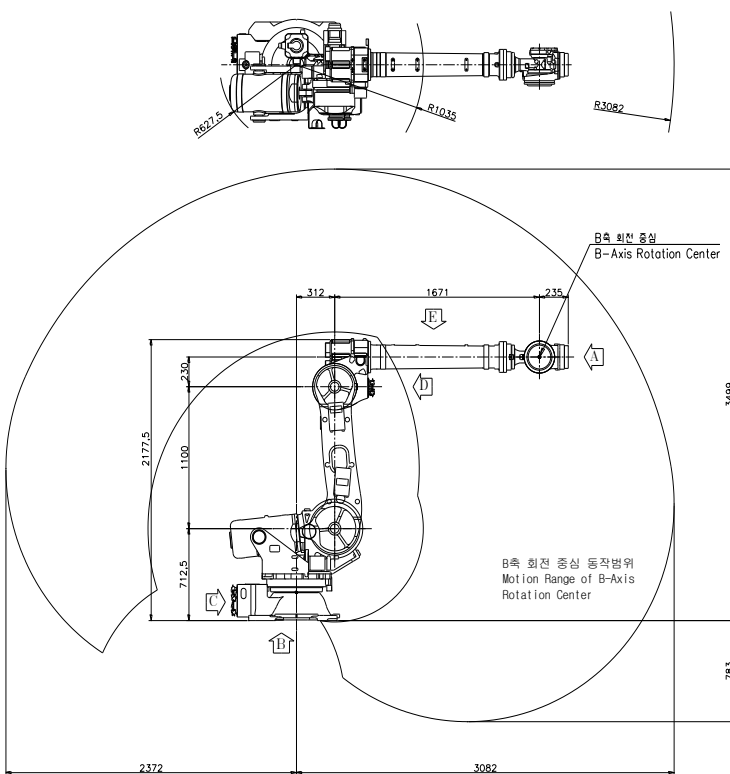


HH130L

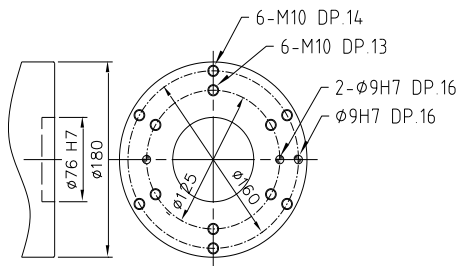
Payload 130Kgf

Installation method		Application	
Floor	●	Spot welding	●
Ceiling		Arc welding	
Wall surface		Handling	●
		Assembly	
		Sealing	●
		Painting	



View A: Detailed drawing of the wrist attachment part

HH130L

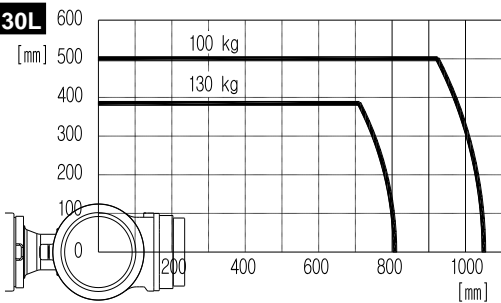


Item		Specification	
Robot model		HH130L	
Payload		130 Kg	
Structure		Articulated	
Degree of freedom		6 axes	
Max. working envelope	Arm	S Swivel	±3.142 rad (±180°)
		H Horizontal	+2.705 ~ -0.175 rad (+155° ~ +10°)
		V Vertical	+3.316 ~ -1.396 rad (+190° ~ -80°)
	Wrist	R2 Rotation 2	±6.283 rad (±360°)
		B Bending	±2.182 rad (±125°)
Max. working speed	Arm	S Swivel	1.833 rad / s (105° / s)
		H Horizontal	1.484 rad / s (85° / s)
		V Vertical	1.658 rad / s (95° / s)
	Wrist	R2 Rotation 2	2.967 rad / s (170° / s)
		R1 Rotation 1	4.712 rad / s (270° / s)
Wrist torque	R2 Rotation 2	1030 Nm (105 Kgfm)	
	B Bending	1030 Nm (105 Kgfm)	
	R1 Rotation 1	490 Nm (50 Kgfm)	
Accuracy of position repeatability		±0.15 mm	
Ambient Temperature		0 ~ 45 °C (273 ~ 318 K)	
Robot's Weight		1,400Kg	
Working envelope section area		13.1 m ²	

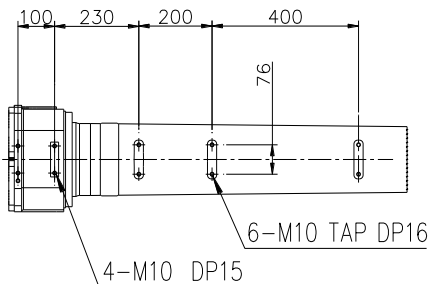
View B: Dimensional drawing for the floor installation of the body

Wrist-axis torque line diagram

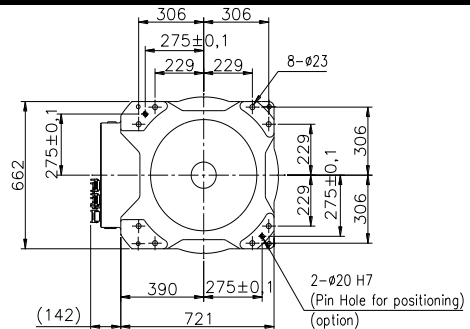
HH130L



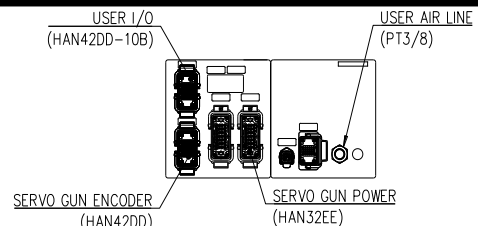
View E: Details of the application ancillary part attachment



** For product improvement, some of the ratings, specifications, dimensions, etc. are subject to changes without notice.



View C: Application cable connection part



View D: Application cable connection part

