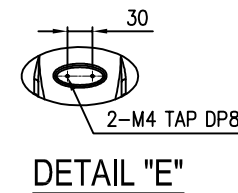
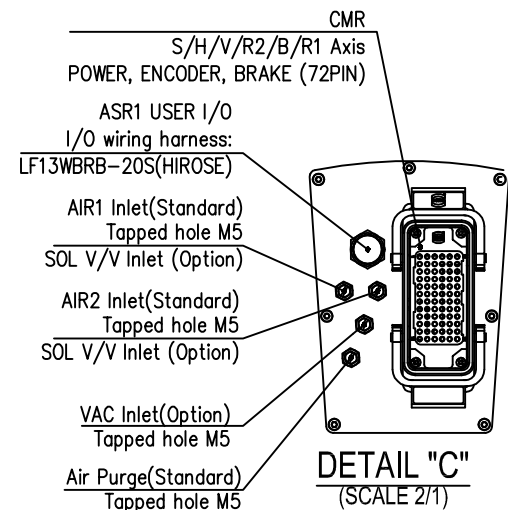
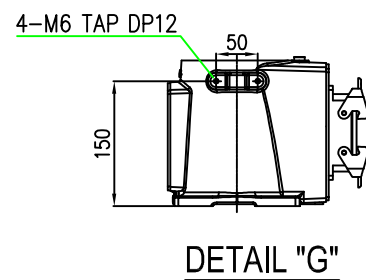
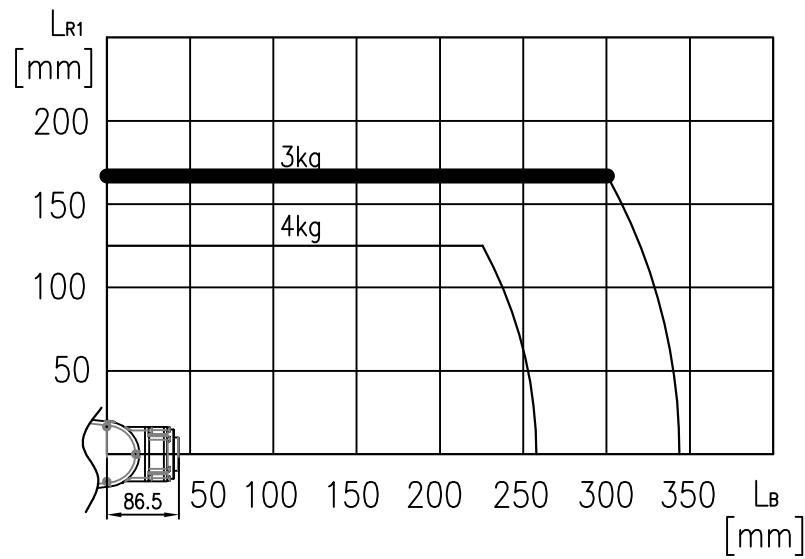


USER IO PIN MAP



ASR1 / ASR1A User IO Wiring Harness				
Pin No.	Description	Pin No.	Description	Option
1	1 (User IO)	11	11 (User IO)	1A(sol v/v)
2	2 (User IO)	12	12 (User IO)	1B(sol v/v)
3	3 (User IO)	13	13 (User IO)	2A(sol v/v)
4	4 (User IO)	14	14 (User IO)	2B(sol v/v)
5	5 (User IO)	15	15 (User IO)	G(sol v/v)
6	6 (User IO)	16		-
7	7 (User IO)	17		-
8	8 (User IO)	18		-
9	9 (User IO)	19		-
10	10 (User IO)	20		-



TECHNICAL SPECIFICATION SUBJECT TO CHANGE WITHOUT NOTICE

MODEL	HH4
DATE	2020.09.25

