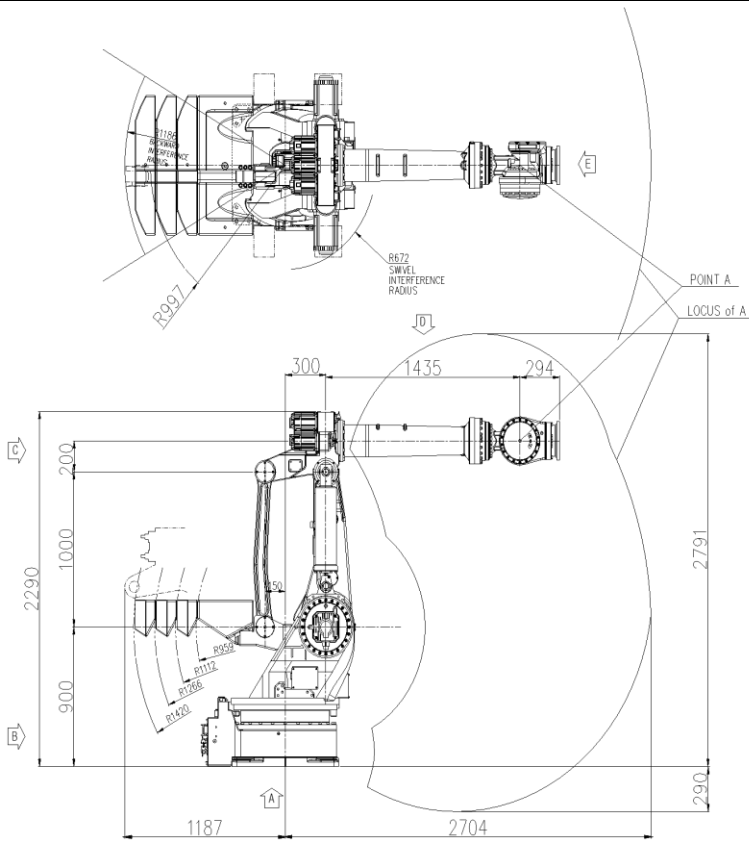


HX500

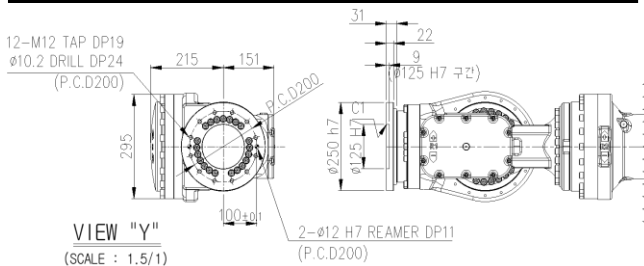
Payload 500Kgf

Installation method	
Floor	●
Ceiling	
Wall surface	

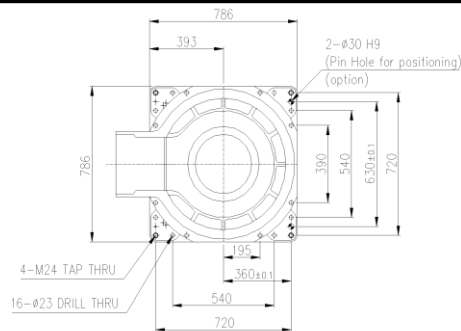
Application	
Spot welding	●
Arc welding	
Handling	●
Assembly	
Sealing	●
Painting	



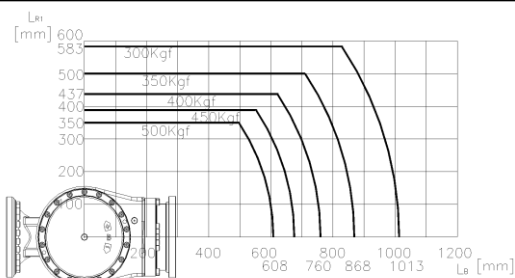
VIEW E: Detailed drawing of the wrist attachment part



VIEW A: Dimensional drawing for the floor installation of the body

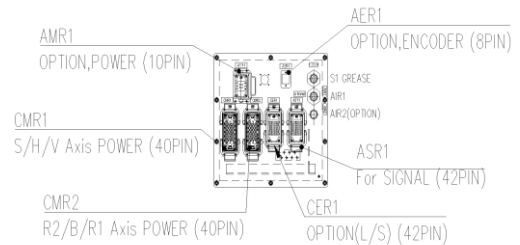


Wrist-axis torque line diagram

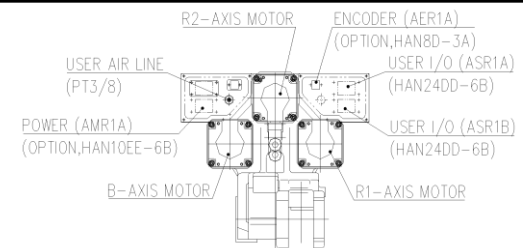


Item		Specification	
Robot model		HX500	
Payload		500 Kg	
Structure		Articulated	
Degree of freedom		6 Axes	
Drive system		AC SERVO MOTOR	
Max. working envelope	Arm	S Swivel	±3.142 rad (±180°)
		H Horizontal	+2.88 ~ +0.26 rad (+165° ~ +15°)
		V Vertical	+1.04 ~ -1.22 rad (+60° ~ -70°)
	Wrist	R2 Rotation 2	±6.283 rad (±360°)
		B Bending	±2.094 rad (±120°)
Max. working speed	Arm	S Swivel	1.57 rad / s (90° / s)
		H Horizontal	1.396 rad / s (80° / s)
		V Vertical	1.396 rad / s (80° / s)
	Wrist	R2 Rotation 2	1.745 rad / s (100° / s)
		B Bending	1.745 rad / s (100° / s)
Wrist torque	R2 Rotation 2	2,984 N.m (304 Kgf.m)	
	B Bending	2,984 N.m (304 Kgf.m)	
	R1 Rotation 1	1,716 N.m (175 Kgf.m)	
Accuracy of position repeatability		±0.08 mm	
Ambient Temperature		0 ~ 45 °C (273 ~ 318 K)	
Robot's Weight		3,130 Kg	
Working envelope section area		4.95 m ²	

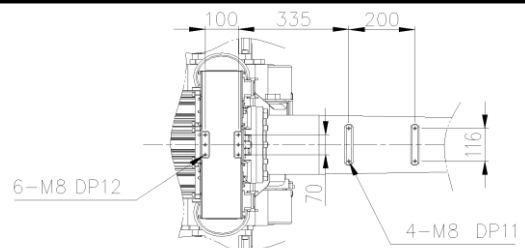
VIEW B: Application cable connection part (Option)



VIEW C: Application cable connection part (Option)



VIEW D: Details of the application ancillary part attachment



** For product improvement, some of the ratings, specifications, dimensions, etc. are subject to changes without notice.